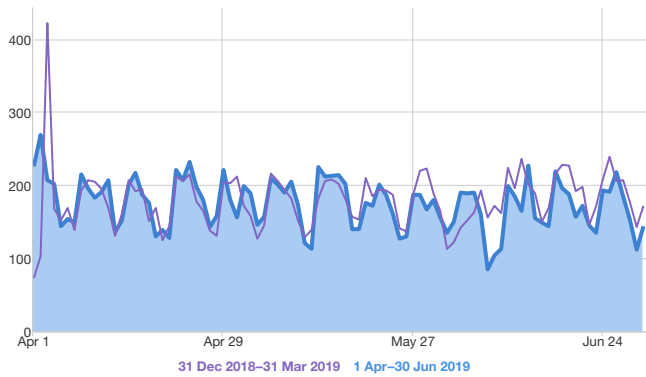
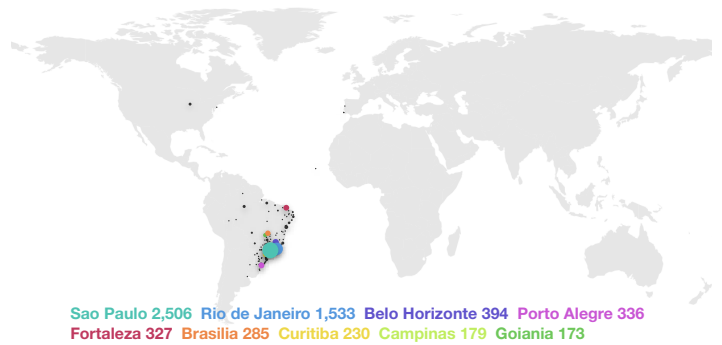


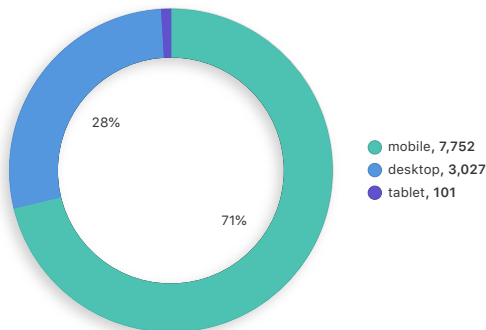
Acessos
Users



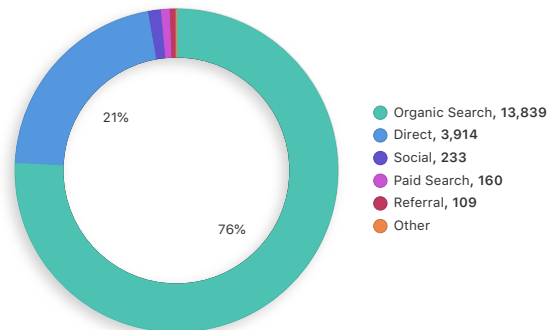
Cidades
City Users



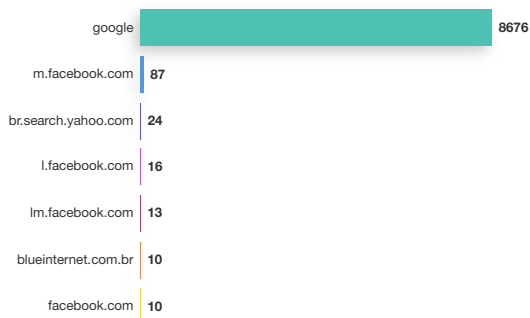
Equipamento
Device Category Users



Tipo de Pesquisa
Default Channel Grouping Sessions



Referring Sites
Users



Páginas Visitadas
Page Title Bounce Rate

Grupos Familiares Nar-Anon do Brasil	38.5%	▲1
.Onde Estamos	15.8%	-
Reflexão Diária	75.1%	▲2
Pesquisar	59.0%	▲0
Literatura	32.4%	▼-4
Serviço	47.8%	▲13
São Paulo	81.7%	-
Total	53.1%	▼-1

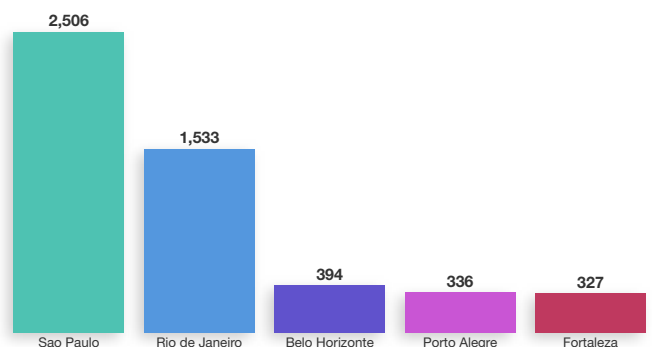
vs. 31 Dec 2018–31 Mar 2019

Cidades
% New Sessions

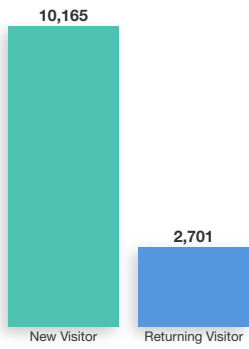
Sao Paulo	54.4%	▼-2
Rio de Janeiro	48.1%	▲3
Belo Horizonte	60.7%	▲10
Porto Alegre	55.8%	▲2
Curitiba	61.2%	▲0
Fortaleza	62.7%	▲15
Brasilia	55.7%	▲3
Total	55.3%	▼-0

vs. 31 Dec 2018–31 Mar 2019

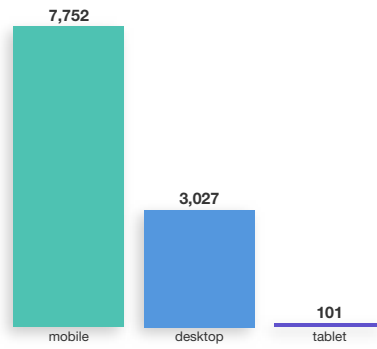
Acessos por Cidade
Users



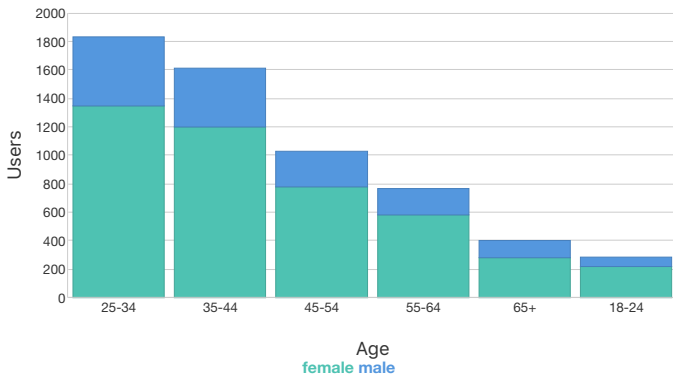
Novos acessos e Recorrentes
User Type Users



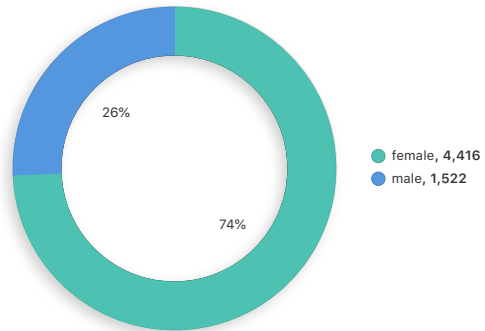
Acessos por Aparelho - Smartphones/Desktop/Tablet
Device Category Users



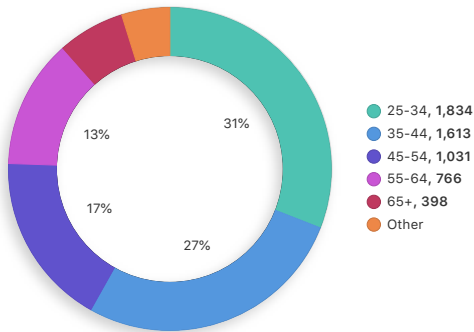
Acessos por Idade e Genero



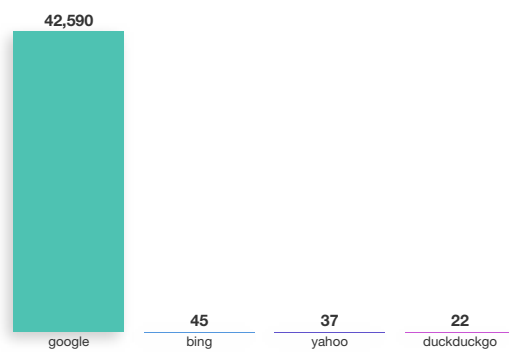
Acessos por Gênero
Gender Users



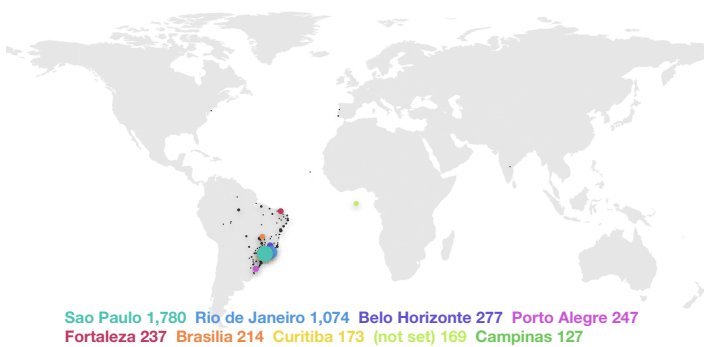
Acessos por Faixa Etária
Age Users



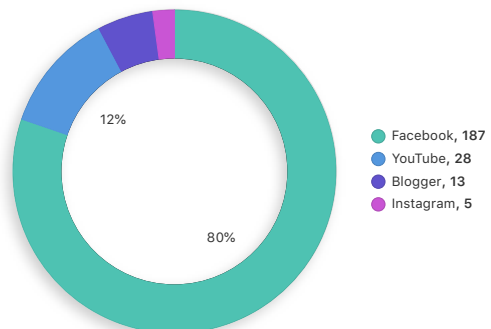
Pesquisa Organica
Source Pageviews



Pesquisa Organica por cidades
City Organic Searches

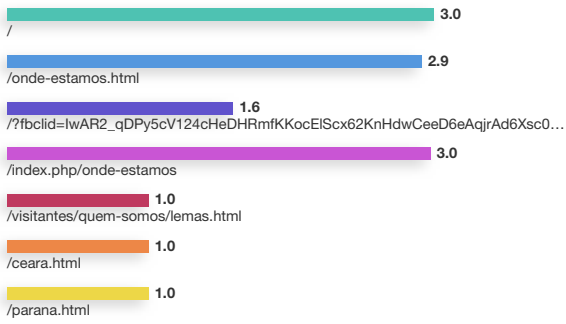


Midia Social
Social Network Sessions

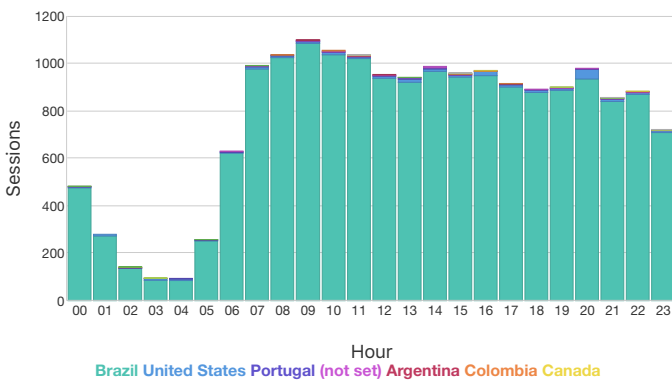


Páginas de Entrada

Landing Page Pages / Session



Horários de Acesso



Visualização de Páginas

Page Pageviews

/	13,363	▼9%
/onde-estamos.html	4,400	▲34%
/index.php/reflexao-diaria	2,390	▼1%
/index.php/onde-estamos	2,129	▼11%
/reflexao-diaria.html	1,990	▼18%
/sao-paulo.html	1,928	-
/literatura.html	1,882	▼5%
Total	55,428	▲4%

vs. 31 Dec 2018–31 Mar 2019

Visão Geral de Acesso

Users

